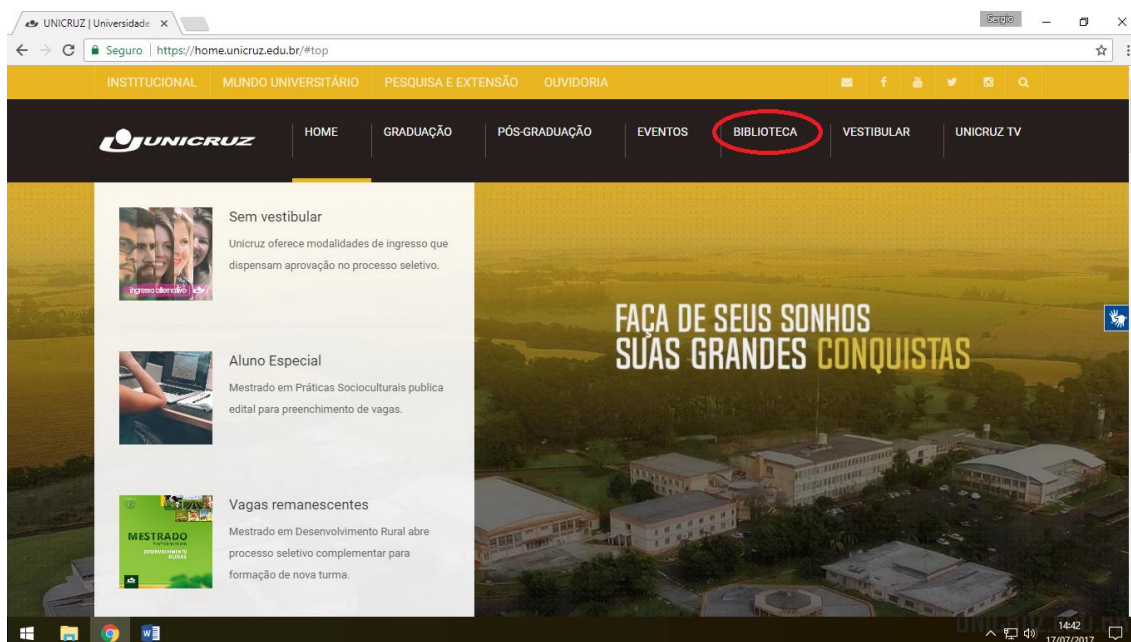
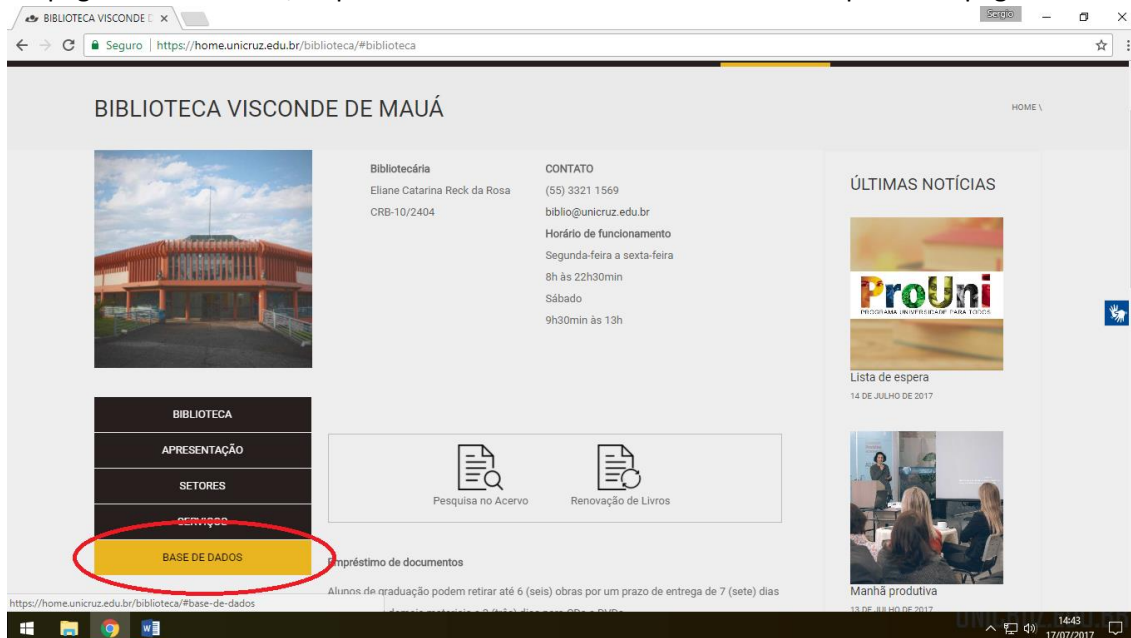


Na página inicial da Universidade, clique na aba Biblioteca



Na página da biblioteca, clique na barra Base de Dados localizada a esquerda da página



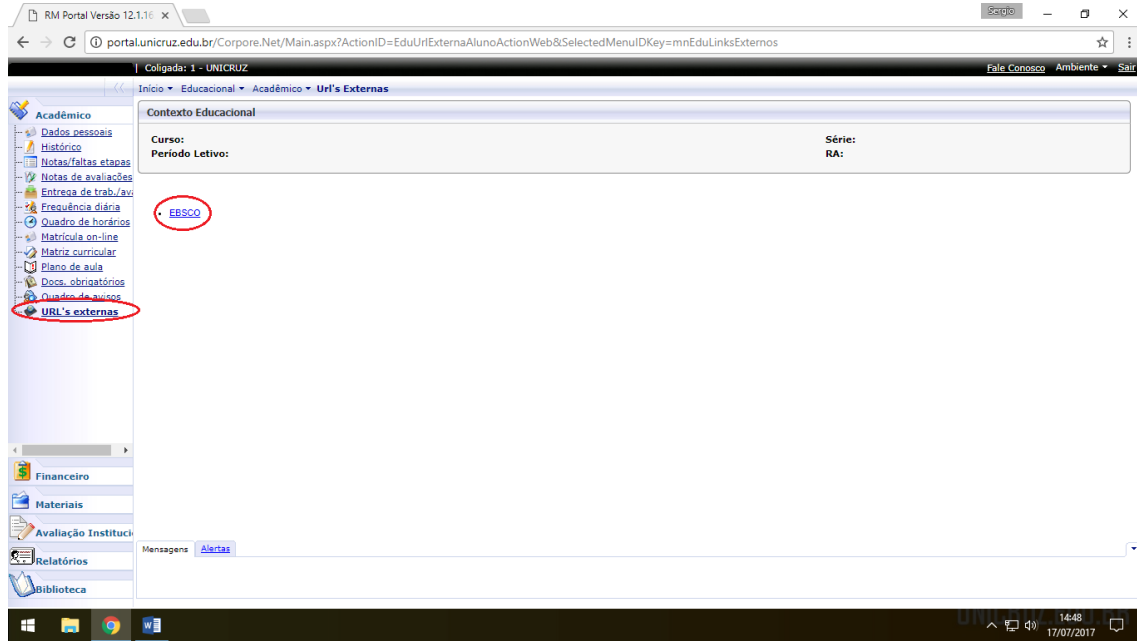
Clique no ícone da base de dados EBSCO

The screenshot shows the library website at <https://home.unicruz.edu.br/biblioteca/#base-de-dados>. The page features a navigation menu on the left with options: BIBLIOTECA, APRESENTAÇÃO, SETORES, SERVIÇOS, and BASE DE DADOS. The main content area is titled "Base de Dados – Biblioteca" and lists several digital resources. The "EBSCO HOST" icon is circled in red. Other resources include "REVISTAS ELETRÔNICAS UNICRUZ" (with sub-items "Direito & Justiça" and "Revista Direito & Justiça"), "Consultor Jurídico", "UNIVALI", and "CAPES". A sidebar on the right contains news items like "Lista de espera" and "Manhã produtiva". The Windows taskbar at the bottom shows the date as 17/07/2017 and the time as 14:43.

Digite o login e senha

The screenshot shows the login page at portal.unicruz.edu.br/Corpore.Net/Login.aspx. The page is titled "Faça o login" and contains a login form with the following fields: "Usuário" (text input), "Senha" (password input), and "Alias" (dropdown menu with "CorporeRM" selected). There is an "Acessar" button and a link for "Esqueceu sua senha?". The UNICRUZ ON-LINE logo is displayed to the right of the form. At the bottom, there are navigation buttons for "Executor Web", "Portal de Inscrições", "Pesquisar Acervo", and "EAD". The Windows taskbar at the bottom shows the date as 17/07/2017 and the time as 14:47.

Na aba lateral esquerda URL's externas contém o link para o acesso da base de dados EBSCO



Na caixa de pesquisa, digita o termo da pesquisa e clique em pesquisar.

